

Habiis

HB8, HB8/4

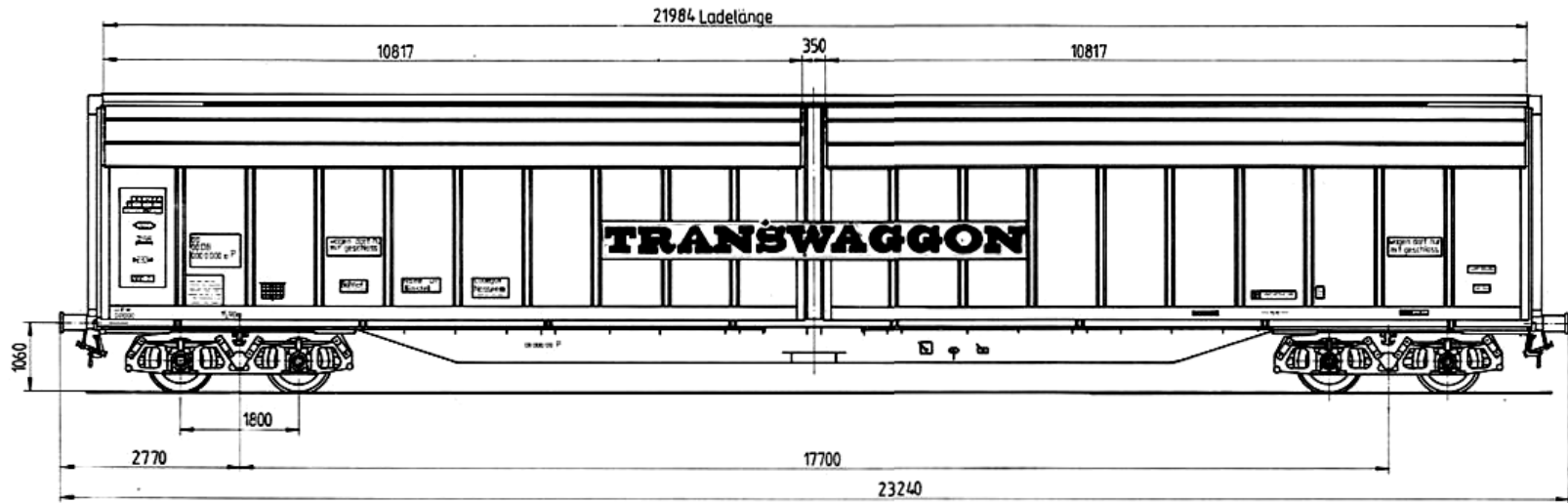


Covered wagon Gedeckter Wagen

	A	B	C
S	35,5 t	43,5 t	52,0 t **
120	00,0 t		

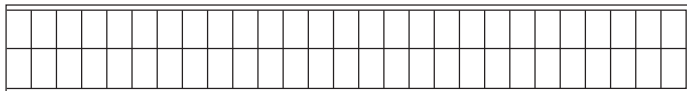
Gauge Profil	G2
Overall length over buffers Wagenlänge über Puffer	23.240 mm
Loading length Ladelänge	21.984 mm
Loading width Ladebreite	2.770 mm
Loading area in m² Ladefläche in m ²	61 m²
Loading volume (cube) in m³ Laderaum in m ³	180 m³
Tare weight Eigengewicht	ca. 28.000 kg

Maximum floor pressure allowed Zulässige Fußbodenbelastung	30 kN
Floor height above top of rail Fußbodenhöhe über Schienenoberkante	1.200 mm
Minimum curve radius Kleinster befahrbarer Gleisbogenhalbmesser	35 m
Number of sliding walls Anzahl Schiebewände/Wagenseite	2
Access height when sliding doors fully opened/retracted Schiebewandöffnung – Höhe	3.100 mm
Access width when sliding doors fully opened/retracted Schiebewandöffnung – Breite	10.817 mm
Number of Euro pallets (800 × 1200 mm) Anzahl EUR-Paletten (800 × 1200 mm)	54 units
Number of Industrial pallets (1000 × 1200 mm) Anzahl IND-Paletten (1000 × 1200 mm)	42 units
Securing rings (lateral) Verzurrösen (seitlich)	24 units

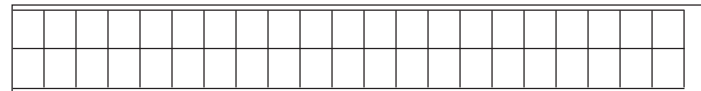


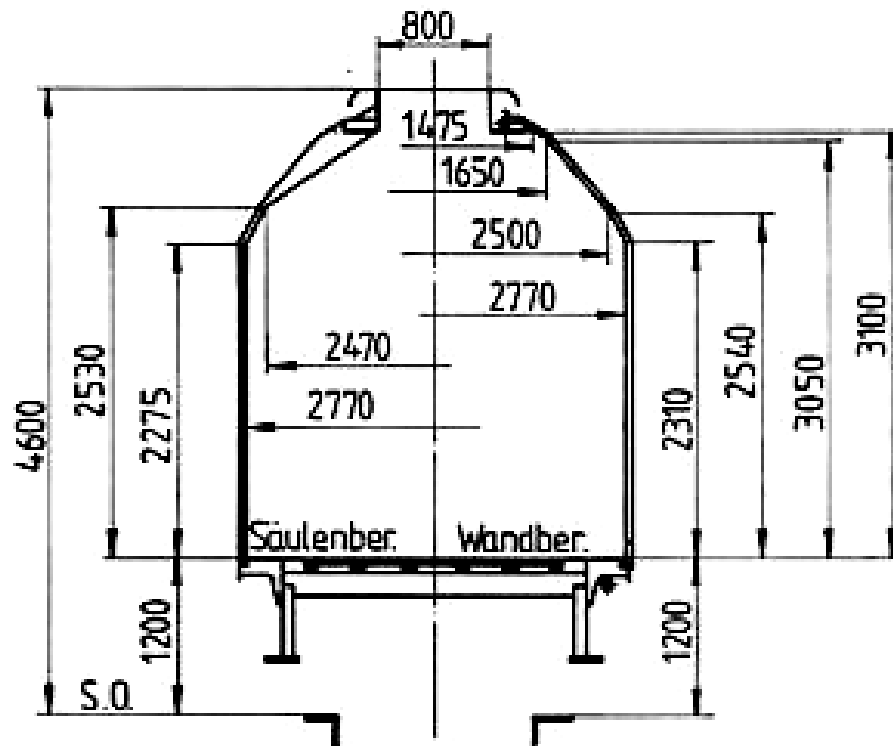
Maximum use of pallet space / Palettenstellplätze

54 EUR pallets (800×1200 mm)



42 IND pallets (1000×1200 mm)





Height above floor Höhe über Fussboden	Loading width Vorhandene Ladebreite	
	wall area Wandbereich	portal area Portalbereich
2275	2770	2770
2300	2770	2740
2310	2770	2728
2350	2723	2681
2400	2664	2623
2450	2605	2564
2500	2547	2505
2530	2511	2470
2540	2500	2440
2550	2483	2410
2600	2400	2264
2650	2316	2118
2700	2233	1972
2750	2150	1824
2800	2066	1678
2850	1983	1532
2900	1900	1386
2950	1816	1238
3000	1733	1092
3050	1650	946
3100	1475	800