

Habiis

HB11

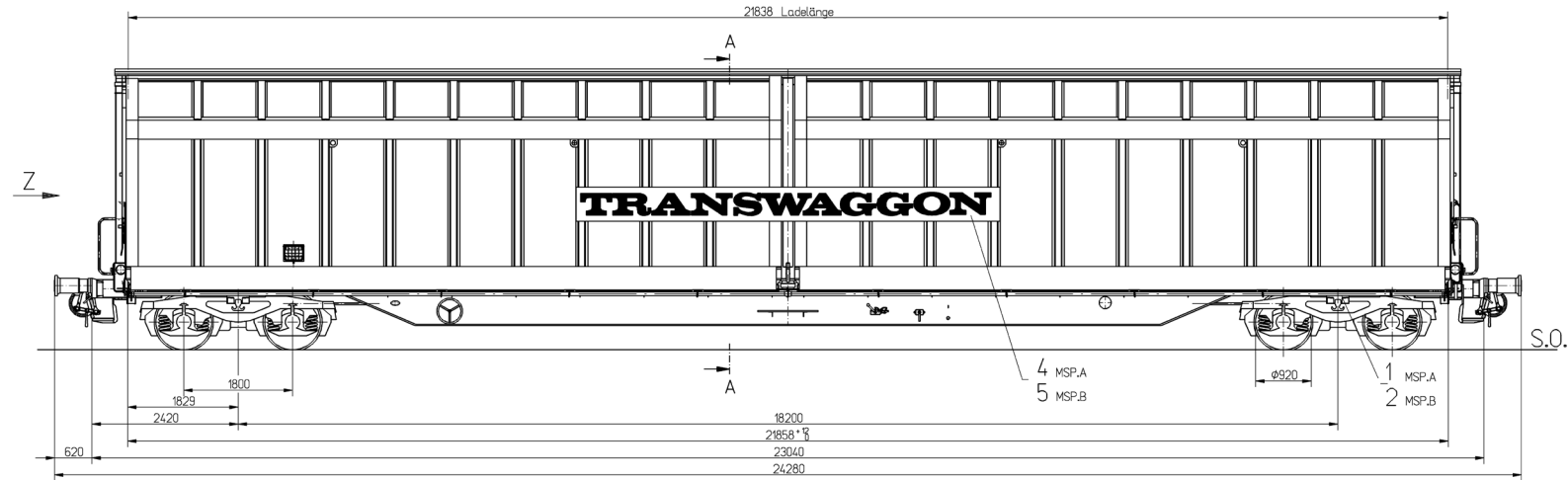


4-axle covered sliding-wall wagon
 4-achsiger gedeckter Großraum-schiebewandwagen

		A	B	C	D	
HB11/1	S	29,0 t	37,0 t	47,0 t	55,0 t	**
HB11/2	S	29,5 t	37,5 t	47,5 t	55,5 t	**
HB11/3	S	31,0 t	39,0 t	49,0 t	57,0 t	**
120		00,0 t				

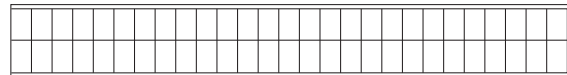
Gauge Profil	G2
Overall length over buffers Wagenlänge über Puffer	24.280 mm
Loading length Ladelänge	21.838 mm
Loading width Ladebreite	2.760 mm ^{HB11/1+2} 2.820 mm ^{HB11/3}
Loading area in m² Ladefläche in m ²	60,0 m² ^{HB11/1+2} 61,6 m² ^{HB11/3}
Loading volume (cube) in m³ Laderaum in m ³	180,0 m³ ^{HB11/1+2} 186,3 m³ ^{HB11/3}
Tare weight Eigengewicht	ca. 35.000 kg ^{HB11/1} ca. 34.500 kg ^{HB11/2} ca. 33.000 kg ^{HB11/3}

Maximum floor pressure allowed Zulässige Fußbodenbelastung	30 kN ^{HB11/1+2} 50 kN ^{HB11/3}
Floor height above top of rail Fußbodenhöhe über Schienenoberkante	1.200 mm
Minimum curve radius Kleinster befahrbarer Gleisbogenhalbmesser	60 m
Number of sliding walls Anzahl Schiebewände / Wagenseite	2
Access height when sliding doors fully opened / retracted Schiebewandöffnung – Höhe	3.190 mm ^{HB11/1+2} 3.220 mm ^{HB11/3}
Access width when sliding doors fully opened / retracted Schiebewandöffnung – Breite	10.829 mm ^{HB11/1+2} 10.759 mm ^{HB11/3}
Number of Europallets (800 × 1200 mm) Anzahl EUR-Paletten (800 × 1200 mm)	54 units ^{HB11/1+2} 63 units ^{HB11/3}
Number of Industrial Pallets (1000 × 1200 mm) Anzahl IND-Paletten (1000 × 1200 mm)	42 units

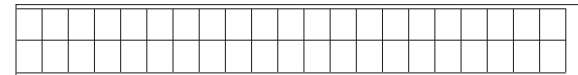


Maximum use of pallet space / Palettenstellplätze Habiiis 11/1, Habiiis 11/2

54 EUR pallets (800×1200 mm)

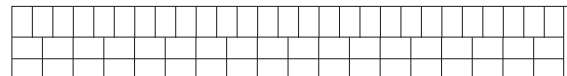


42 IND pallets (1000×1200 mm)

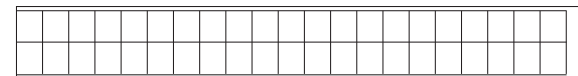


Maximum use of pallet space / Palettenstellplätze Habiiis 11/3

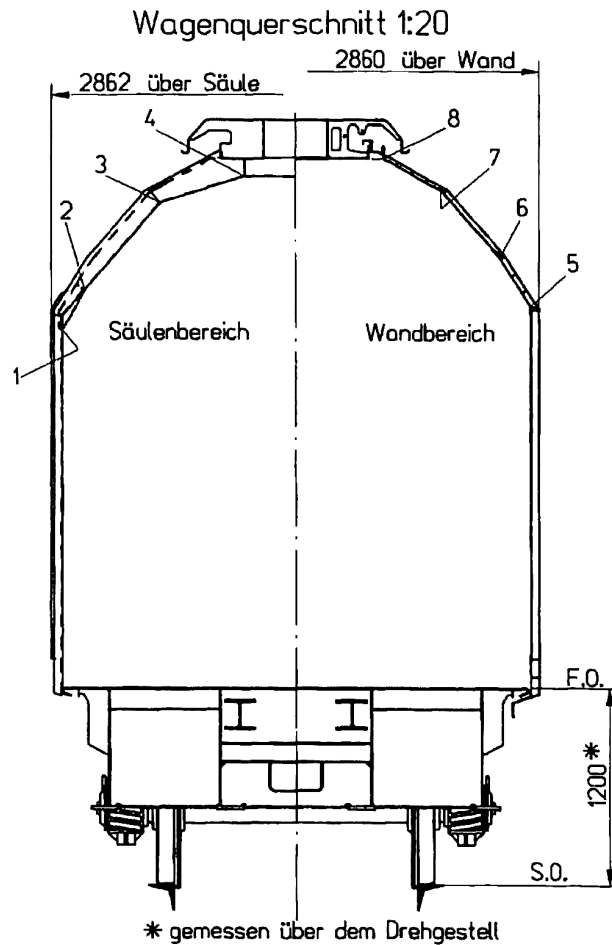
63 EUR pallets (800×1200 mm)



42 IND pallets (1000×1200 mm)

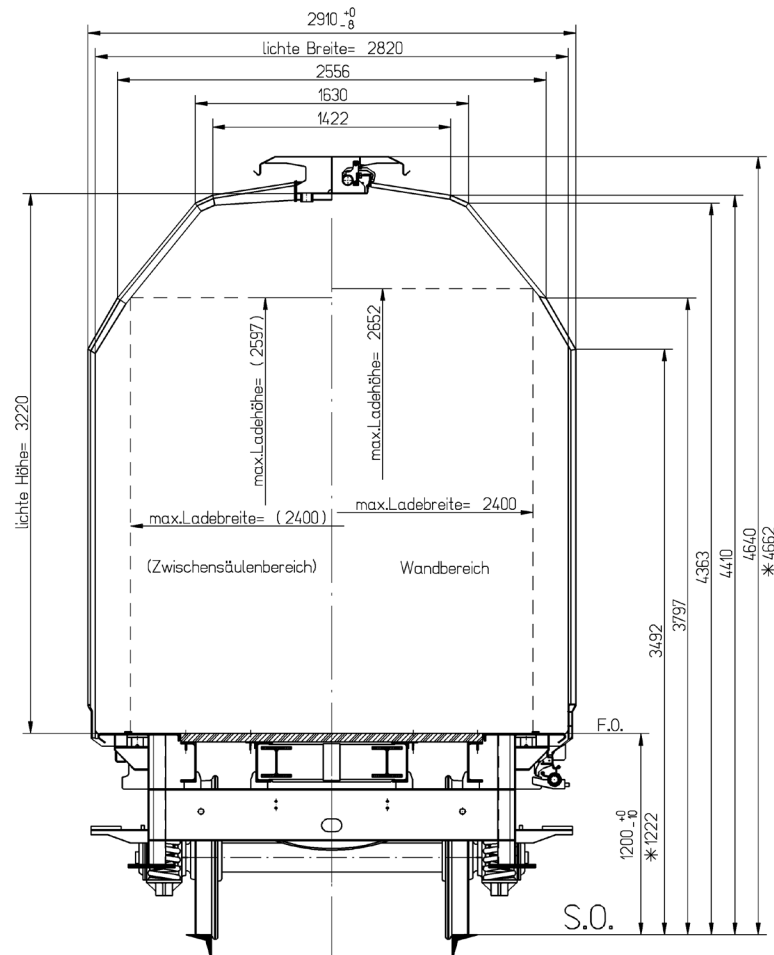


Habiis-11/1, Habiis-11/2



Points Punkte	Height above floor Höhe über Fußboden	Loading width Vorhandene Ladebreite	
		wall area Wandbereich	portal area Portalbereich
1	2161	2760	2730
	2200	2760	2686
	2250	2760	2630
5	2298	2760	2577
	2350	2696	2518
2	2394	2642	2470
	2400	2635	2472
	2450	2573	2389
	2500	2512	2304
	2550	2450	2218
	2589	2401	2152
6	2600	2382	2133
	2650	2297	2048
	2700	2212	1963
	2750	2127	1878
	2800	2042	1792
	2850	1957	1708
	2900	1872	1622
3	2922,5	1834	1584
	2950	1786	1418
7	2996,5	1708	1136
	3000	1695	1114
	3050	1522	812
4	3085	1401	600
	3100	1349	
	3150	1175	
8	3190	1034	

Habiis-11/3



Height above floor Höhe über Fußboden	Loading width Vorhandene Ladebreite	
	wall area Wandbereich	portal area Portalbereich
2267	2820	2820
2310	2820	2769
2350	2773	2718
2400	2715	2657
2450	2657	2596
2500	2599	2534
2550	2541	2472
2563	2526	2457
2600	2483	2396
2606	2476	2386
2650	2404	2314
2700	2240	2150
2750	2415	2316
2800	2159	2069
2850	2077	1987
2900	1996	1906
2950	1914	1824
3000	1832	1742
3050	1750	1660
3100	1668	1578
3114	1645	1555
3143	1598	1427
3150	1565	1394
3170	1478	757
3186	1407	
3220	968	